



South West Regional Wound Care Framework

www.woundcare.thehealthline.ca

Wound Care Educational Champion Newsletter July 2012

“The only thing that is constant is change itself” Heraclitus of Ephesus (c.535 BC - 475 BC).

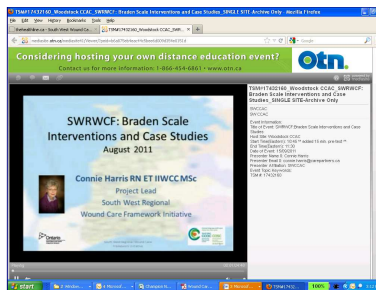
Many organizations have been busy planning, training and implementing portions of the Resource and Education Toolkit. Here are some activities that we are aware of. Please email connie.harris@carepartners.ca to tell us what you have been doing!

The Revera Home Health (London Branch) Champion is teaching 16 nurses with no previous wound care experience. The 3-module, introductory Foundations of Wound Healing was self-study. The next four modules were classroom-based, followed by 3 more self-study modules, with quizzes for each. The nurses then spend 2-4 hours in the flex clinic to learn wound care hands-on. Once comfortable with the basics, they go back to the classroom for dressing education, and then spend more time in the clinic. At the conclusion, they get a certificate of completion for Woundcare. These nurses will continue to learn from more experienced nurses until they are comfortable with providing wound care. The visiting nurses with pre-existing wound care experience will go through a refresher course with similar content to reinforce Best Practice.

SJHC Parkwood Hospital is implementing a program of ‘train the trainer’ sessions using the toolkit modules for the wound champions. These champions will be responsible for providing monthly wound education sessions.

SJHC- Regional Mental Health Care sites have highlighted the toolkit during wound care education sessions and are using it with “in the moment training” within programs as well.

All of the **Grey Bruce Health Services** sites have the power point voiceover link to the Braden Scale for Pressure Ulcer Risk with clinical case studies onto their learning management system. It has been assigned to all nursing staff, at all sites. Other toolkit information is being utilized by the new Skin Management Team as self-study. The toolkit is also being used for short presentations at staff meetings. Print-outs of important information such as the product picker, standardized to their products is available on all units.



The **Alexandra Hospital (Ingersoll)** has embedded the Braden Scale for Pressure ulcer risk into the admission assessment. When risk is identified, interventions are initiated. A pressure ulcer prevalence study was done. Daily interdisciplinary rounds provide opportunity to discuss at-risk patients. Wound care products have been standardized and the product picker is posted in the in-patient units and ER. In September they will be starting a “wound of the month” e.g. diabetic foot ulcer, venous stasis etc. program using the toolkit resources. They will be adopting the patient information booklets (see page 2) as an education tool both during admission and at discharge.

The **Huron Perth Health Alliance (Stratford)** hosted 2 well-attended wound care conference days.

The **Alexandra Marine General Hospital** in Goderich launched their wound care program as a Quality Initiative for Accreditation, as part of their annual skills day in May. They used the wound cleansing exercise (cold oatmeal will never be the same again!), and created a Wound Care Word Search (see page 3) which participants could submit for a draw for a gift certificate. They also had all nursing staff complete the Knowledge assessment survey, and found that the results generally reflected what had been obtained last summer in the region-wide survey. They created a quiz for each toolkit module and have posted an internal certificate of completion for each on their intranet. A monthly e-learning module will be mandatory for all staff. They printed the CAWC Product Picker on 11” by 18” paper for good readability. Copies containing their in-house products will be introduced.

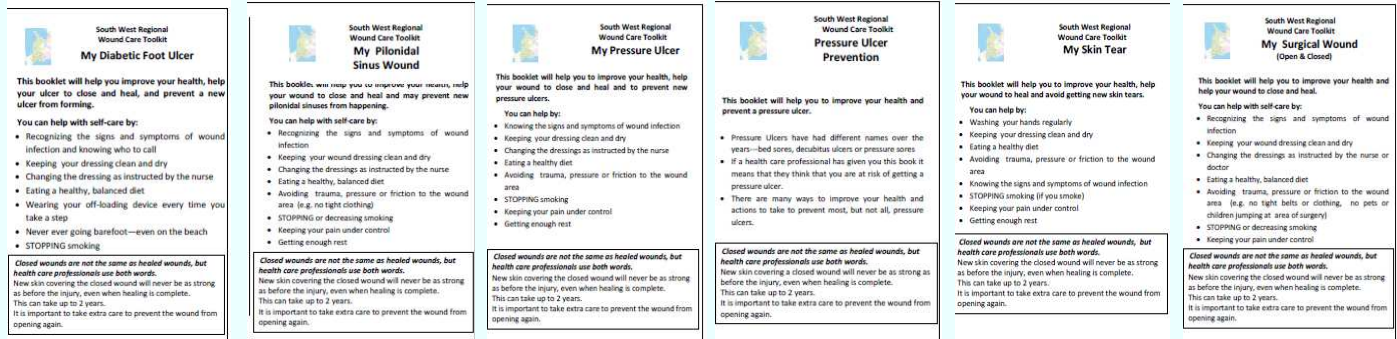
The toolkit has been linked to their hospital desktops for easy access. Melissa Rathwell, one of the AMGH Wound Care Learning Champions, is pictured below with the wound care page of their Intranet.



South West Regional Wound Care Toolkit www.woundcare.thehealthline.ca

All of the patient teaching booklets in Sections F. and G. (ten in total) plus several self-care teaching guides have now been updated or created by a regional working group representing all of the sectors. The intention is that these booklets will be used to standardize etiology-based teaching and self-care instructions.

Examples of cover pages of the newly posted patient teaching booklets.



The Pilonidal Sinus section (F.2) is now complete: background and clinical information, algorithm, care plan, teaching booklet & self-care guide and published resources.

Section G.5.3_SWRWCF Discharge Instructions for Hospital is to provide assessment of a new Ostomy and the individual's coping and adaptation to it. This can be used in any SW acute care facility discharging individuals to the community or LTC.

There are new resources in Section H. Product Selection Aides and Section I. Quality Improvement Program. The tables of content for each section now show the actual name of resources so that you do not have to open the file to see what the resource actually is.

How many people have been viewing the toolkit?

We are currently number 4 on Google (after the ads) if you enter 'wound care' as your search! This is a reflection of the amount of traffic going to the toolkit website— we were # 6 in March.

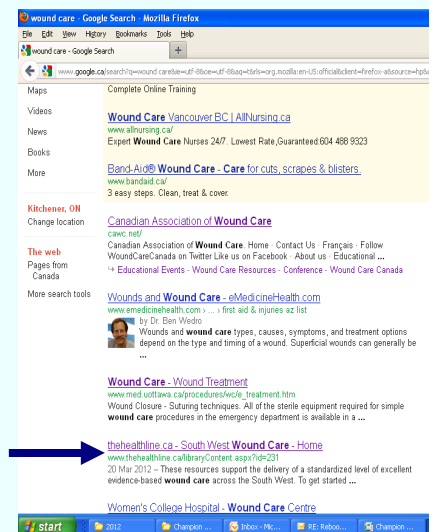
From April 1– June 12 there were 1,624 visits to the Homepage by 774 individuals. The most frequently viewed pages were in Section E. Principles of Treatment Based on Etiology, followed by B. Assessment, A. Introduction, and D. Personal Support Worker's Role. The 'About Us' section also had high traffic.

The Top Ten Referral Sources for the Toolkit are:

Direct to the toolkit using the URL, Google, Bing, ccac-ont.ca, rnao.org, facebook.com, portal.thehealthline.ca, info.london.on.ca, Yahoo, and ask.

How are you telling people about the toolkit?

Many of you have been telling others about the toolkit by sending out the link to colleagues and customers. Sudbury General Hospital has used our resources to educate and implement the PUSH tool (Section B. Assessment). The Canadian Association for Enterostomal Therapy Academy is using the B.2.1 and B. 2.2 Lower Leg Assessment Tool & Instructions for use, B.5.2 Comprehensive Assessment of Pain in Wounds and B.5.3 WHO Pain Ladder with Pain Management Guidelines as part of their education.



SWRWC Learning Champions

Booster sessions via OTN will be offered in August —these will give you a chance to share ideas and challenges with other champions, led by the clinical lead, Connie Harris.

New Wound Care Learning Champion training sessions for new champions will be offered in September . We will target facilities and organizations, such as Family Health Teams, who did not send participants to the 2011 sessions, and to replace learning champions who have moved on to other positions. **Watch for more information!**

Many thanks to Melissa Rathwell, Denise Black-McNee and Charlene Beacom, Wound Care Learning Champions at Alexandra Marine General Hospital in Goderich for sharing this Wound Care word search with us. Well-done!

AMGH Wound Care



- | | | | |
|--------------|-------------|-------------|------------|
| abrasion | antibiotics | antiseptics | arterial |
| aseptic | assessment | bacteria | bactigras |
| bandage | bed | cleanse | community |
| competency | compression | debride | dehiscence |
| depth | diabetic | drainage | dressing |
| edema | eschar | exudate | gauze |
| granulation | healable | incision | infection |
| inflammation | irrigation | maceration | moisture |
| necrosis | nonadherent | nutrition | odour |
| packing | pain | pressure | prevention |
| pus | saline | skin | slough |
| solution | sterile | swab | systemic |
| tegaderm | tissue | tunneling | ulcer |
| venous | wound | | |

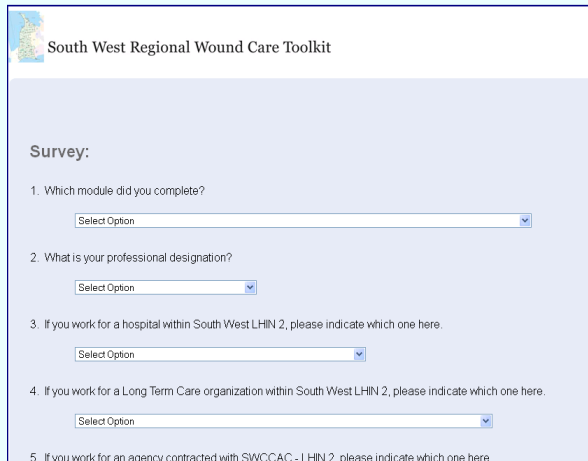
Toolkit Educational PowerPoint Voice Over Resources

The online surveys and certificates of completion are posted with the links to the OTN webcasts.

When participants are using them as self-learning modules, please instruct them to complete the survey and print their certificate of completion.

These surveys will help us to evaluate the modules and determine what changes to make at the time of the next revisions.

They can submit the certificates to the education champion, clinical nurse educator or manager for their continuing education records.



South West Regional Wound Care Toolkit

Survey:

1. Which module did you complete?
2. What is your professional designation?
3. If you work for a hospital within South West LHIN 2, please indicate which one here.
4. If you work for a Long Term Care organization within South West LHIN 2, please indicate which one here.
5. If you work for an agency contracted with SWCCAC - LHIN 2, please indicate which one here.



South West Regional Wound Care
Framework Initiative

Certificate of Educational Module Completion
www.woundcare.thehealthline.ca

Your name:

Unit/Area where you work:

Has completed the electronic evaluation for the:

Date:

How much time did it take you to review the module?

Please print this certificate and give it to your unit educator or the educational team lead.

Here are the viewing statistics from the Ontario Medicine Network for the quarter April 1– June 30, 2012, in order from most viewed to least viewed.

Braden Scale Interventions and Case Studies-416 views

The Anatomy of the Skin, Effects of Aging & Simple Skin Care Tips- 289 views

Wound Cleansing- 139 views

Function of Wound Dressings- 113 views

B.1.2 Initial Wound Assessment- 108 views

Matching Dressings to Wound Characteristics - 94 views

Braden Scale for Pressure Ulcer Risk- 73 views

Physiology of Healing- 68 views

Types of Wound Healing, Intrinsic and Extrinsic Factors to Healing 65 views

Wound Cleansing Practice Session- 52 views

Secondary Functional Phases of Healing- 43 views

BWAT Pictorial Guide Sections: Size, Depth, Edges and Undermining -42 views

Wound Pain Management- 40 views

BWAT Pictorial Guide Sections: Skin Colour Surrounding Wound, Peripheral Tissue Edema- 39 views

Prevention of Skin Breakdown from Skin Tears and Pre-Tibial Injuries- 38 views

Wound Pain Assessment- 37 views

Principles of Aseptic Technique for Wound Care - 35 views

Signs and Symptoms of Spreading Wound infection- 34 views

Levine Swab for C&S- 30 views

Prevention of Skin Breakdown from Pressure Ulcers- 29 views

Parkwood Wound Monitoring Tool- 23 views

PUSH Tool- 22 views

BWAT Pictorial Guide Sections: Necrotic Tissue Type and Amount, Exudate Type and Amount- 18 views

Percentage Reduction of wound size over time- 17 views

BWAT Competency Testing - 16 views

Signs and Symptoms of Localized Wound Infection -15 views