






Payne-Martin Classification System for Skin Tears

Skin Tear Category	Sub-Category and Description	Photograph
Category 1⁺: Skin tears without tissue loss	1A – Linear: <ul style="list-style-type: none"> • Full thickness or flap partial thickness 	
	1B - Flap Type: <ul style="list-style-type: none"> • Partial thickness • Epidermis and dermis are separated • Flap can be completely approximated or approximated to expose no more than 1mm of the dermis 	
Category 2⁺: Skin tears with partial tissue loss	2A - Scant Category II Skin Tear: <ul style="list-style-type: none"> • 25% or less of the epidermal flap is lost 	
	2B - Moderate Category II Skin Tear: <ul style="list-style-type: none"> • More than 25% of the epidermal flap is lost 	
Category 3: Skin tears with complete tissue loss	<ul style="list-style-type: none"> • Epidermal flap is absent 	

+ Category 1 and 2 photographs are courtesy of Kim LeBlanc, Dawn Christensen and Wound Care Canada. Used with permission.

Resource

LeBlanc K, Christensen D, Orsted HL, Keast DH. Best Practice Recommendations for the Prevention and Treatment of Skin Tears. *Wound Care Canada*. 2008;6(1):14-30. Used with Permission.